



Soil Analysis

Conducted by
HARRIS LABORATORIES INC.

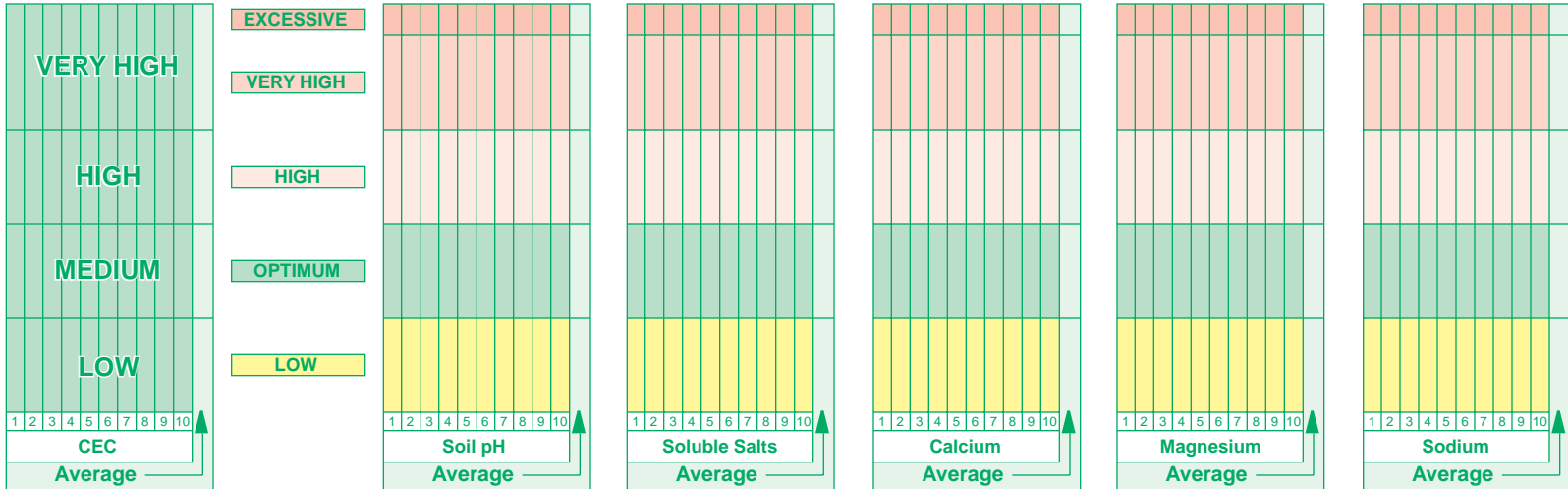
THIS ANALYSIS RUN FOR:

THIS ANALYSIS REQUESTED BY:


ALL NUTRIENT RESULTS EXPRESSED IN PPM											AVERAGES
CODE →	1	2	3	4	5	6	7	8	9	10	
Sample Description											
CEC											
Soil pH											
Buffer pH											
Soluble Salts											
Exchangeable Calcium (Ca)											
Exchangeable Magnesium (Mg)											
Exchangeable Sodium (Na)											
% H Base Saturation											
% K Base Saturation											
% Mg Base Saturation											
% Ca Base Saturation											
% Na Base Saturation											

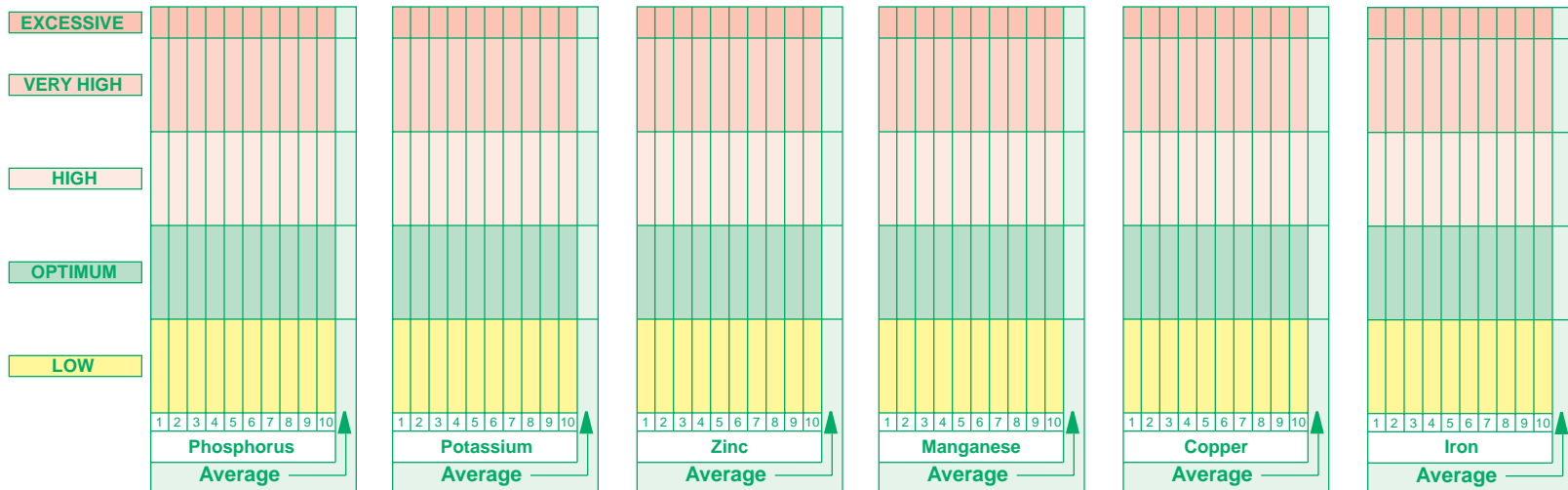
CODING INFORMATION

Sample Description	Composite Information	Plant Variety	Sample Nature
1			
2			
3			
4			
5			
6			
7			
8			
9			
10			



TECH REP NOTES

CODE 	1	2	3	4	5	6	7	8	9	10	AVERAGES
Available Phosphorus (P)											
Exchangeable Potassium (K)											
Available Zinc (Zn)											
Available Manganese (Mn)											
Available Copper (Cu)											
Available Iron (Fe)											



NUTRIENT RANGE BAR CHART

*** RECOMMENDATIONS**

*** RECOMMENDATIONS**

These recommendations are based on the nutritional requirements of turfgrasses and are not applicable to any other crops.

Turf quality is dependent on many environmental and genetic factors. By following sound agronomic principles, the response to fertilizer will be more fully expressed.

The soil analysis nutrient recommendations and proposed application schedule are integral parts of the total soil nutrient analysis program offered by O.M. Scott & Sons.

CODE →	1	2	3	4	5	6	7	8	9	10	AVERAGES
Sample Description											
Sulfur											
Dolomite											
AG-Lime											
P ₂ O ₅											
K ₂ O											
Epsom Salts											
Gypsum											
Zinc											
Manganese											
Copper											
Iron											

RECOMMENDATION NOTES